

Overview - Public Entities Quarterly Reporting

Approved receipts

123,0

6,5%

Approved spending

77,6

45,8%

Surplus/(deficit)

45,4

- ☐ R billion
- ☒ R million
- ☐ R thousand

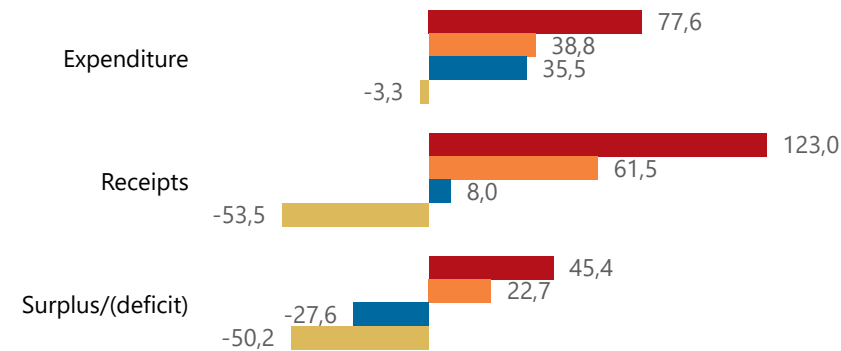


national treasury

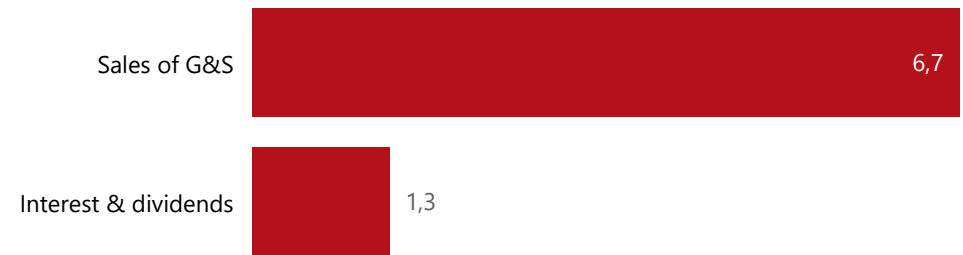
Department:
National Treasury
REPUBLIC OF SOUTH AFRICA

Consolidation

● Approved ● Forecast ● YTD ● Variance



Composition of receipts



Quarter

2

Cluster

All

Department

All

Entity

Film and Publication Board

Composition of spending



Functional grouping



Spending by PFMA schedule



Public Entities Receipts

Approved sales of G&S

123,0

5,4%

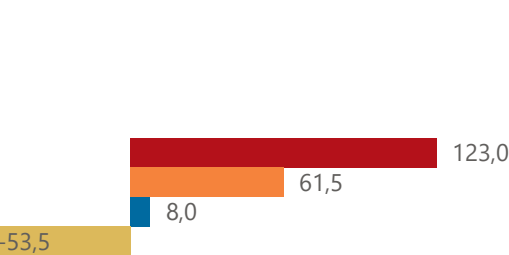
Approved transfers

(Blank)

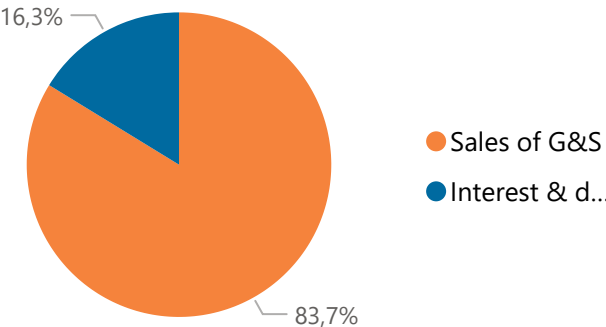
(Blank)

Actual vs Forecast

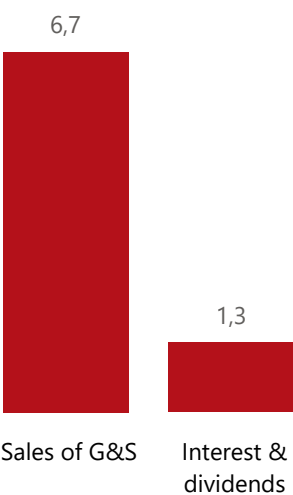
● Approved ● Forecast ● YTD ● Variance



Composition of receipts



Top 5 Receipts



Quarter

2

Cluster

All

Department

All

Entity

Film and Publication Board

Top 5 Transfers

Receipts

Level 3	Approved	YTD	% YTD
+ Sales of G&S	123,0	6,7	83,7%
+ Interest & dividends		1,3	16,3%
Total	123,0	8,0	100,0%

Top 10 Entities

Film and Publication Board



national treasury

Department:
National Treasury
REPUBLIC OF SOUTH AFRICA

- R billion
- R million
- R thousand

Public Entities Spending

Approved CoE

77,6

45,8%

Approved G&S

(Blank)

(Blank)

Approved transfers

245,9

6,5%

- ☐ R billion
- ☒ R million
- ☐ R thousand

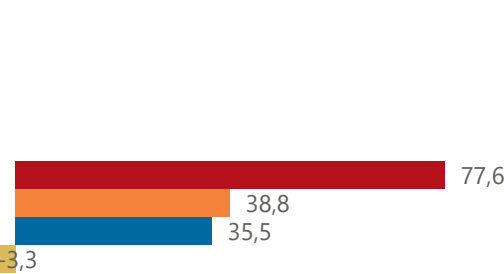


national treasury

Department:
National Treasury
REPUBLIC OF SOUTH AFRICA

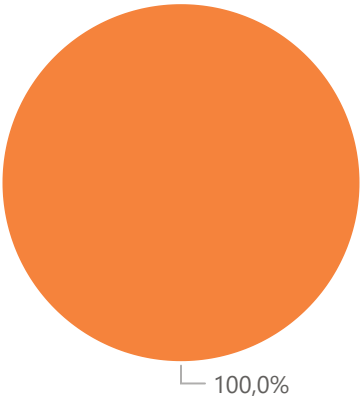
Actual vs Forecast

● Approved ● Forecast ● YTD ● Variance



Composition of spending

● CoE



Top 5 Goods & services

35,5



Quarter

2

Cluster

All

Department

All

Entity

Film and Publication Board

Capital assets

Spending

Level 3	Approved	YTD	% YTD
CoE	77,6	35,5	100,0%
Total	77,6	35,5	100,0%

Top 10 Entities

Film and Publication Board



35,5